

Signing up for Events at Clocktower Con 2024

Before submitting events be sure to verify your user account settings.

Note: your email may be set up as your default username. To change it, you'll need to login to your account and visit your Preferences & Settings page to change to your badge identity or a username. Doing this will also ensure event hosts cannot see your email.

mdlins's Account

Welcome mdlins. Not mdlins? [Click here.](#)

Account Information

Username

mdlins

Name

Marshall Lines

Email

Email Address

marshall@clocktowercon.com

We will use this to contact you with receipts, password recovery, multi-factor authentication, and other non-marketing messaging. You may also use the settings below to further modify your preferences about how your email address is used.

Organizers sometimes need to know your email address to contact you about events you've submitted, or to identify ambiguous names. Will you allow all organizers to see your email address?

Organizers are allowed to see my email to identify and contact me.

Would you like our newsletter?

No Newsletter Please

Preferences

Which would you like to be displayed on the site?

Username

Account

- Preferences & Settings
- Friends
- Credit Cards
- Addresses
- Payout
- View Your Profile

Conventions

- My Conventions
- My Reservations
- My Carts
- My Receipts
- My Groups

Special

- Game Libraries

Note that this article is a brief overview of how to sign up for events - if you have more in depth questions you can also view Tabletop.Event's help page found here:

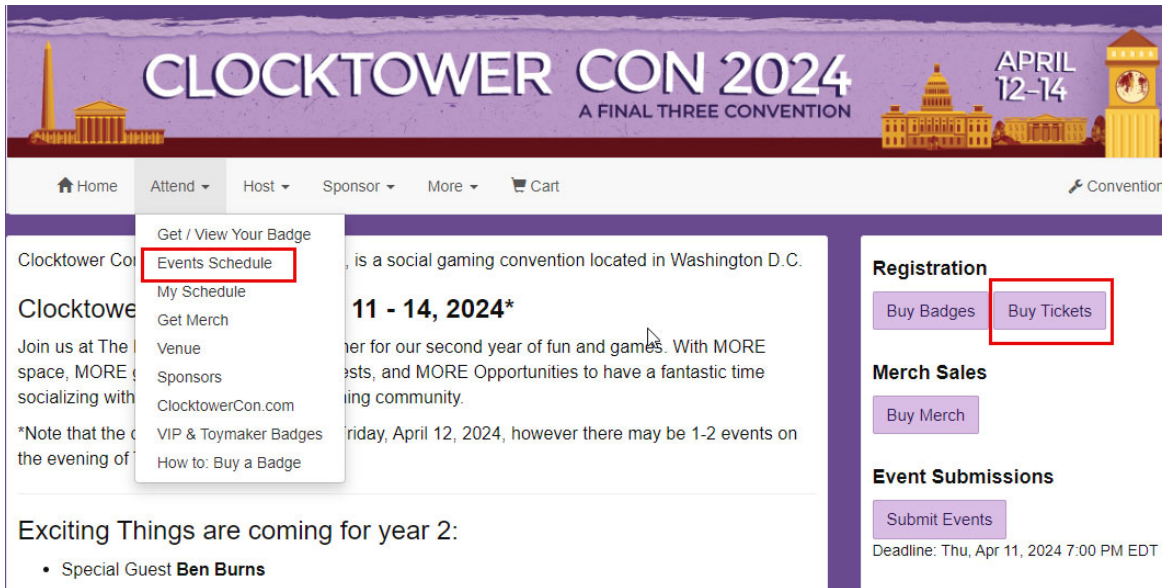
<https://help.tabletop.events/article/147-how-to-registerbuy-tickets-for-a-event>

If you have a Toymaker or VIP badge with early access to event signups, please limit yourself to **2 Special Guest/VIP/TM games** to allow all early-access badge holders the ability to sign up.

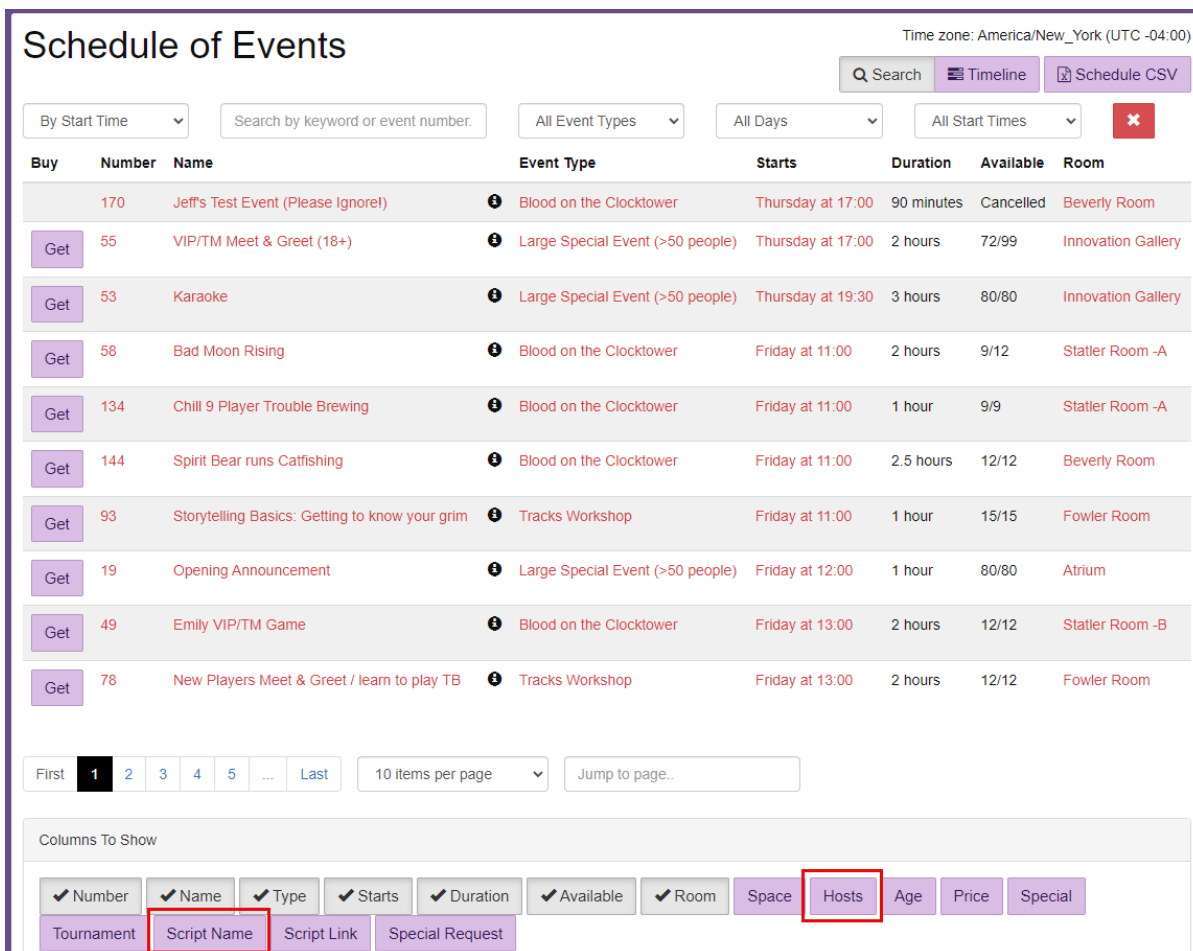
TIP: We received a lot of feedback in 2023 that many overbooked themselves and wished they had more flexibility so try and keep that in mind as you select events to attend.

Finally, remember that more games are still being scheduled. (Event Submissions close on March 31st). So be sure to check the event schedule from time to time!

You can view the event schedule by either clicking on Events Schedule in the Attend menu or by Clicking Buy Tickets (don't worry, all events are at no cost).



From there you can search for events by Start Day, time, keyword and event types. You can also adjust your view to see the script Name or Host as well.



You can also view a timeline version of the schedule by clicking the purple timeline button in the upper right.

Once you find something you're interested in you can click either "Get" or the Event Name to read more about the event and get a ticket.

On the event page you'll find the following

1. Description
2. When & Where the Event will be held
3. Script Name
4. Script Link (if provided)

The screenshot shows the event page for "Emily VIP/TM Game" on the Clocktower Con 2024 website. The page is divided into several sections:

- Event Details (Left):** A table listing event information:

Event Number	49
Event Type	Blood on the Clocktower
Age Range	Teen to Adult (13+)
Maximum Tickets	12
Cost	\$0.00
Time Zone	America/New_York (UTC -04:00)
Where & When (local to convention)	Friday from 13:00 to 14:55 Events & Clocktower Circle StB-1 in Statler Room - B
Script Name	S&V or TB Hard Mode
Script Link	(opens in separate tab/window)
Hosts	DearEmily
- Tickets (Right):** Shows 10 tickets available at \$0 per ticket. Includes buttons for "Give to a friend?", "Manage Friends", and a "Get Ticket" button (5). A "Discount Code" field is also present.
- Cart (Bottom Right):** Shows the selected ticket: "Emily VIP/TM Game for Kohava (Badge #672) Friday at 13:00". Includes buttons for "Buy More Tickets", "Buy Badges", and "Checkout".

Numbered callouts (1-5) highlight: 1. Social media sharing icons; 2. Event description; 3. Script Name; 4. Script Link; 5. "Get Ticket" button.

Once you've looked everything over and decide you want a ticket you can click "Get Ticket" (5) and either continue browsing by selecting Buy More Tickets or you can hit Checkout to finalize your ticket selections.

For most events you will not be allowed to book two events that overlap so please choose wisely.

If an event or game is filled an option to join the Waiting List will appear. When you click the "Notify Me" button you'll be added to the waitlist. When a ticket becomes available, an email is sent to everyone on the list alerting them that a ticket has become available. All attendees on the waitlist will receive the email at the same time. Available tickets are first-come, first-serve.

Waiting List


0 are waiting for tickets

 Notify Me

Note! -You can give tickets to Friends on TTE but if you are a VIP or Toymaker you cannot Give to a Friend who has a badge ineligible for early access until that early access period has ended. More information about Giving Friends tickets can be found in [TableTop.Event's help page](#).

When you are ready to checkout you'll select any Merch you'd like to add and then click Check Out. If you didn't select any merch (why not?!) then this button will say Check Out for Free.

Cart

Item Type	Item	Retail Price	Net Price	Sales Tax	Final Price	Delete
Ticket	Emily VIP/TM Game (#49) for Marshall Lines (Badge #657)	\$0.00	-	-	\$0.00	
Subtotal				-	\$0.00	
Total					\$0.00	

Would you like to add more [badges](#) or [tickets](#) or [merch](#) before you check out?

Please note that all monetary amounts are in US Dollars.

Other items you might be interested in..

2024 Clocktower Con Limited Edition Enamel Pin



Collect your Limited Edition 2024 Clocktower Con Pin

Buy as low as \$15.00

2024 Clocktower Con Sticker



Promote your attendance at Clocktower Con with a 2024 Sticker!

Buy as low as \$3.00

2024 Clocktower Con Tee



2024 Clocktower Con T-Shirt (Color & Design Coming Soon)

Buy as low as \$25.00

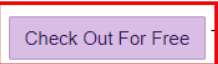
2024 Heavy Duty Grimoire Bag - Black



Purchase a heavy duty grimoire bag made of black canvas and screen printed with the 2024

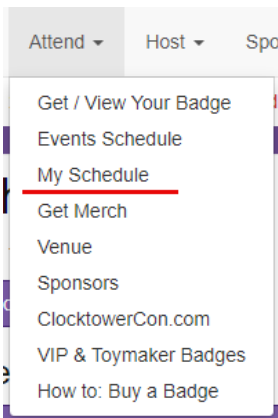
Buy as low as \$35.00

Check Out For Free

 Check Out For Free

The items in this order add up to zero, so you can check out for free!

You can view your schedule by going to the Attend menu and clicking "My Schedule."



From this page you can see the tickets you have for events, events your hosting and your friend's schedules. Changes to your event schedule can be started from here and you can even export your schedule to a personal calendar. We encourage everyone to bookmark this page and use it both ahead of and during the convention.

A screenshot of the 'My Schedule' web interface. The page has a purple header and sidebar. The main content area shows a calendar for 'Apr 11 - 17, 2024'. A green event block is visible on Friday, April 12th, at 1pm, labeled 'Emily VIP/TM Game'. Below the calendar, there are status bars for 'Events you are hosting', 'Events you are attending (tickets)', 'Tickets still in your cart', and 'Scheduled volunteer shifts'. A 'Tickets' section contains a table with two rows of event information. Below the tickets is an 'Events I'm Hosting' section with a table showing one event: 'VIP/TM Meet & Greet (18+)' on Thursday at 17:00 in the Innovation Gallery, with 72/99 tickets available. The page also includes an 'Admin for Marshall Lines' section with 'View', 'Edit', and 'Delete' buttons.

Questions regarding specific events can be sent to #questions in Discord or events@clocktowercon.com

Questions regarding selecting tickets can be sent to #questions in Discord or to hello@clocktowercon.com